








# STIPPLING

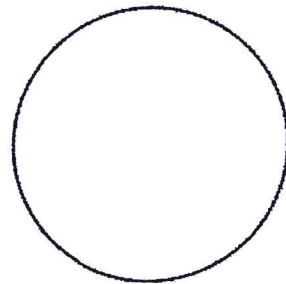

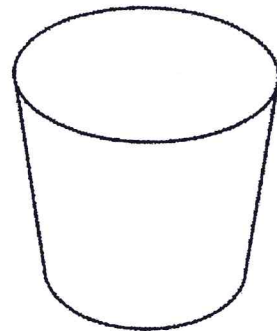
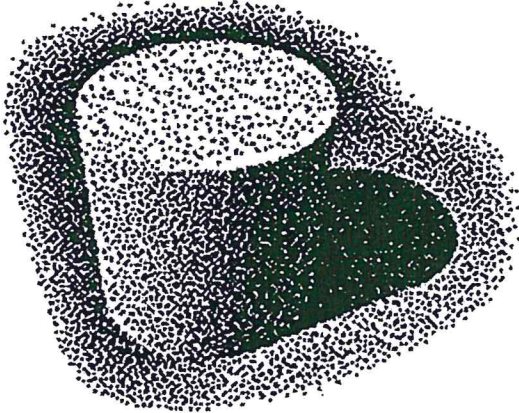
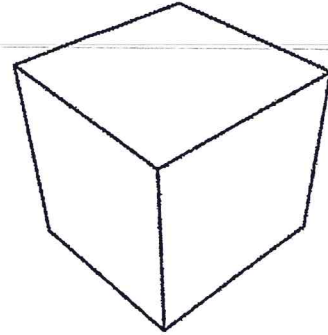
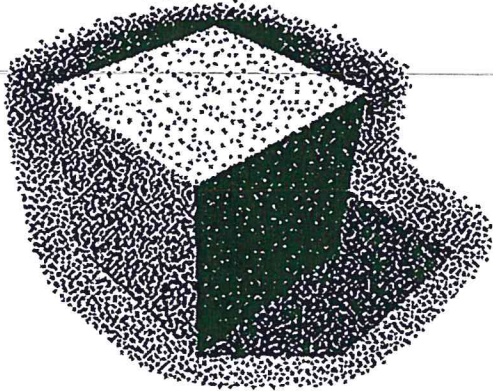
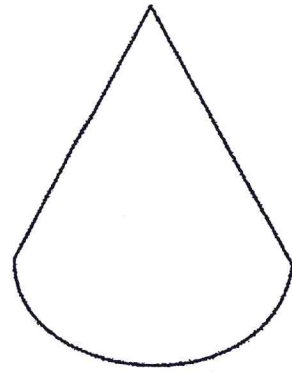



- **A SHADING TECHNIQUE BY MEANS OF VERY FINE DOTS. THE BEST RESULTS OCCUR WHEN USING A FINE-TIPPED INK PEN ON A SMOOTH DRAWING SURFACE**
- **APPLYING STIPPLING IS A SLOW & TIME-CONSUMING PROCEDURE THAT REQUIRES PATIENCE & CARE IN CONTROLLING THE SIZE & SPACING OF THE DOTS**



7

LIGHT		MILD LIGHT		MEDIUM		MILD DARK		DARK	
-------	--	------------	---	--------	--	-----------	---	------	---



Copy the drawings on the left  
to improve your stippling technique